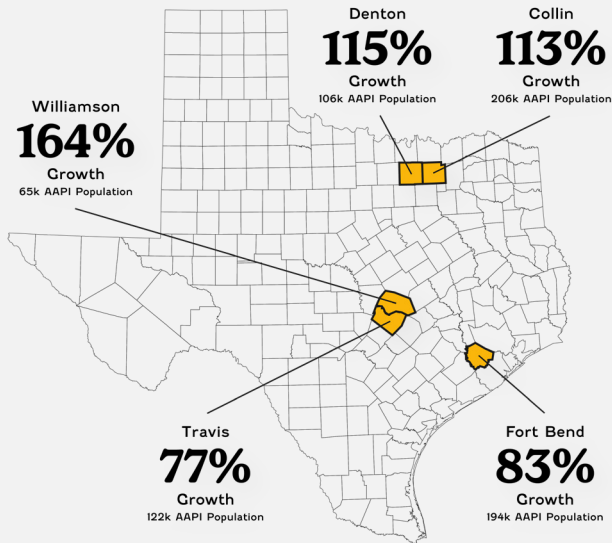


Asian Americans and Pacific Islanders (AAPIs) in Texas have been sidelined on the margins of Texas policy and politics for far too long. But the data are clear: AAPI voters are not a silent minority on the margins of Texas politics. They have the potential to be the deciding margin for the future of Texas.

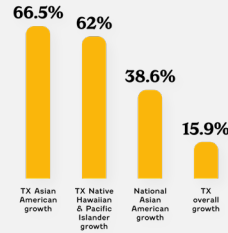


AAPI DEMOGRAPHICS IN TEXAS

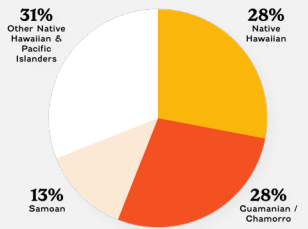
Texas Counties with High Density AAPIs



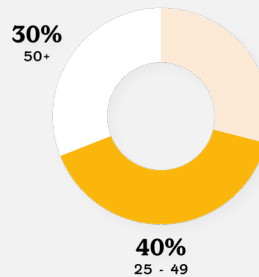
% of Population Growth between 2010 - 2020



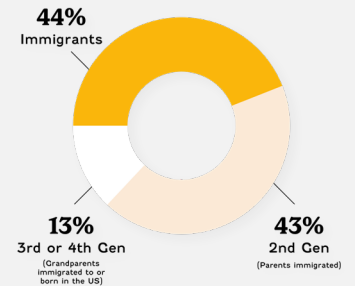
Ethnic Diversity Among Native Hawaiian & Pacific Islanders in Texas



Age of AAPIs in Texas

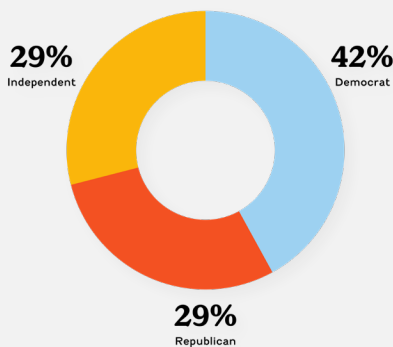


Immigrant AAPI Population in Texas

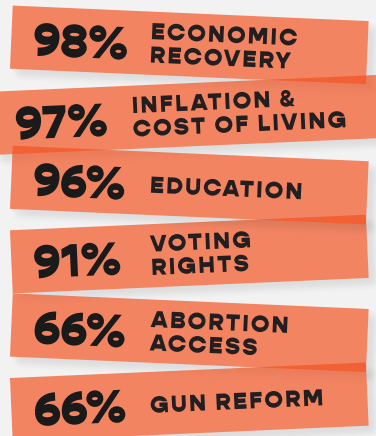


POLICY PREFERENCES

AAPI Political Identity in Texas



Top Issues



Other Issues



64%

Of AAPIs in Texas are highly motivated to vote in the November 2022 midterm elections.

45%

Believe there are not enough language access resources.

20%

Say AAPIs' interests are well represented now.

64%

Think it's important to have elected officials who look like you.

WWW.ASIANTEXANSFORJUSTICE.ORG

Source: Demographic information is from the 2020 Census results, and policy preferences are from a poll conducted by Change Research in July 2022 of 2700 likely voters in Texas. More information can be found in [the full report](#).